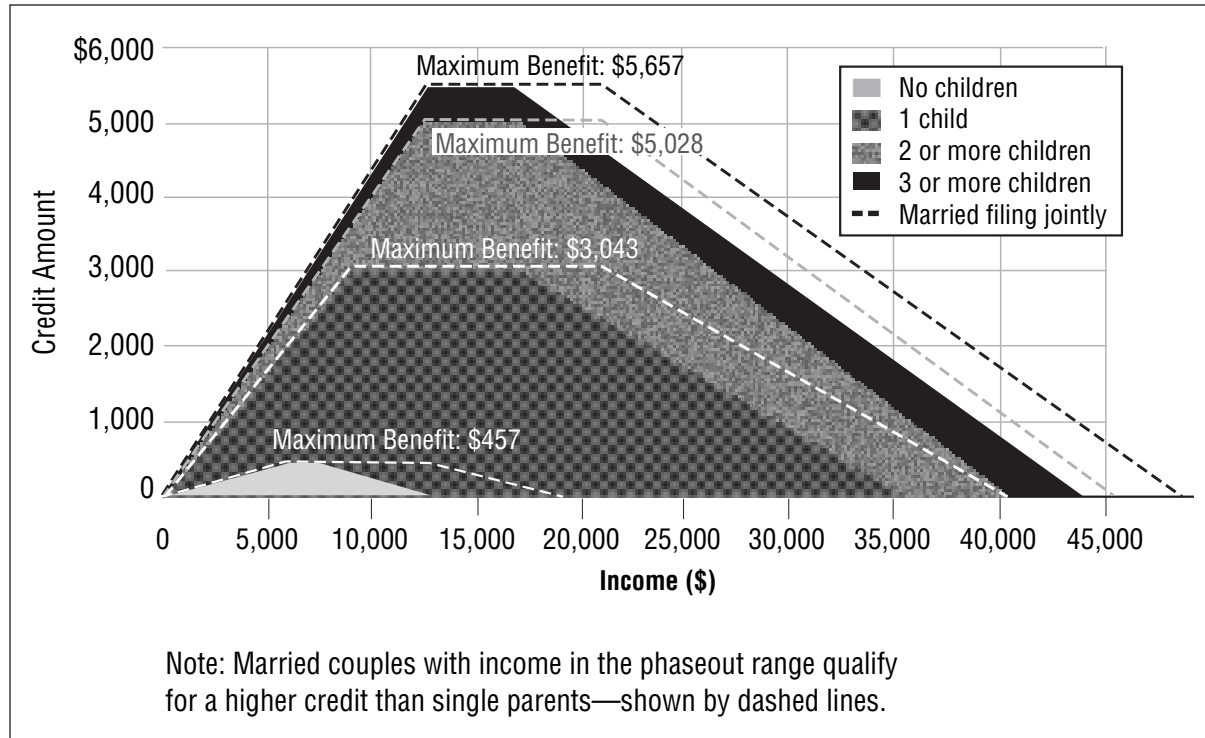


# The Federal Earned Income Credit in Tax Year 2009



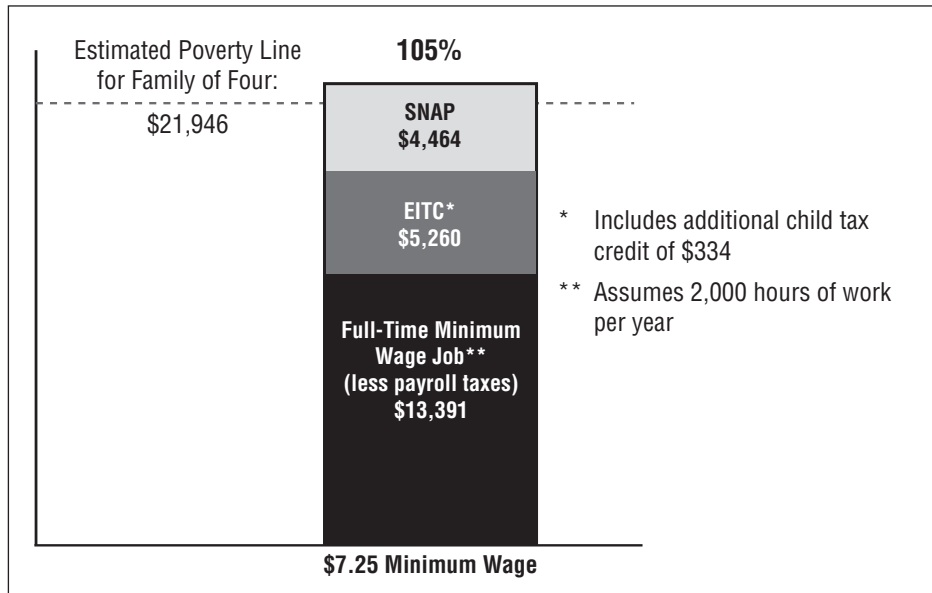
Source: Center on Budget and Policy Priorities

## Basic Needs Budget

	RURAL Curry County, NM		MODERATE-COST CITY Des Moines, IA		HIGH-COST CITY San Francisco, CA	
	Two parents (both parents working full-time)	Single parent	Two parents (both parents working full-time)	Single parent	Two parents (both parents working full-time)	Single parent
Rent and utilities	\$479	\$479	\$732	\$732	\$1,551	\$1,551
Food	\$656	\$474	\$656	\$474	\$642	\$464
Child care (center-based)	\$712	\$712	\$974	\$974	\$1,305	\$1,305
Health insurance premiums (employer based)	\$247	\$247	\$203	\$203	\$203	\$203
Out-of-pocket medical	\$61	\$38	\$61	\$38	\$61	\$38
Transportation	\$607	\$452	\$482	\$339	\$90	\$45
Other necessities	\$307	\$257	\$375	\$326	\$592	\$544
Payroll taxes	\$237	\$196	\$299	\$262	\$377	\$358
Income taxes (includes credits)	-\$209	-\$296	\$121	\$77	\$102	\$170
<b>TOTAL (monthly)</b>	<b>\$3,097</b>	<b>\$2,560</b>	<b>\$3,903</b>	<b>\$3,424</b>	<b>\$4,922</b>	<b>\$4,677</b>
Annual income needed	\$37,162	\$30,714	\$46,836	\$41,090	\$59,064	\$56,124
Hourly wage needed (\$7.25 minimum wage)	\$9	\$15	\$11	\$20	\$14	\$27
Percent of federal poverty level	175%	175%	221%	233%	286%	327%

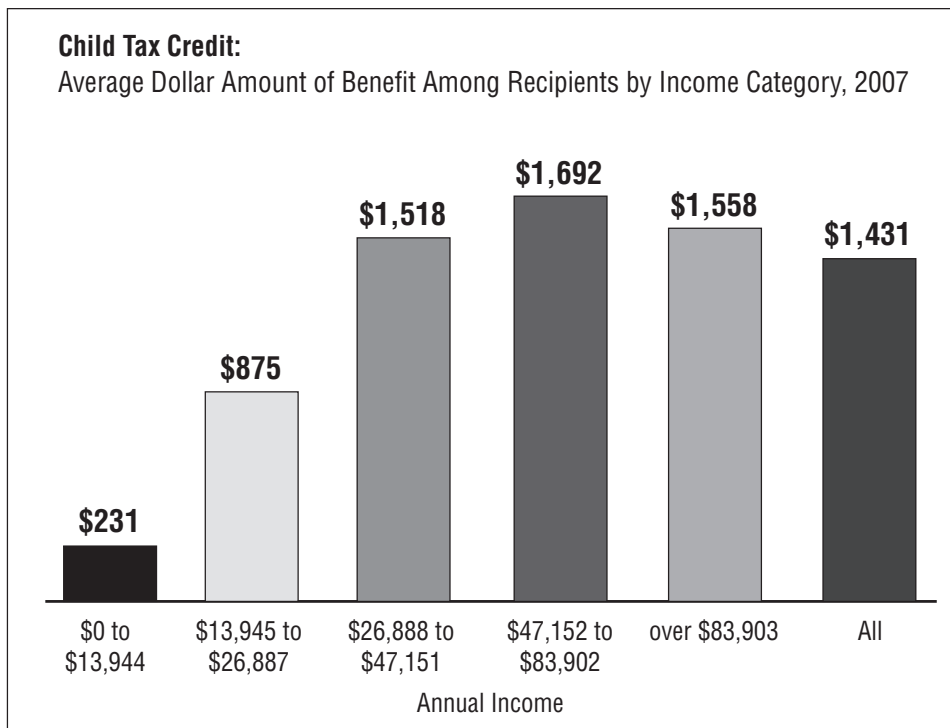
Source: National Center for Children in Poverty

## SNAP and EITC Work Together to Lift Families Above the Poverty Line



Source: Center on Budget and Policy Priorities, January 2007. Data are for 2009.

## Low-income Families Do Not Fully Benefit from the Child Tax Credit



Source: Tax Policy Center